



Department of Agriculture  
Government of Maharashtra



The World bank assisted

**Hon. Balasaheb Thackeray Agribusiness & Rural Transformation  
(SMART) Project**

मा. बाळासाहेब ठाकरे कृषी व्यवसाय व ग्रामीण परिवर्तन (स्मार्ट) प्रकल्प

**REVISED COMMODITY PRICE FORECAST REPORT  
(APRIL-JUNE 2024)**

**Market Intelligence and Risk Mitigation Cell, Pune**

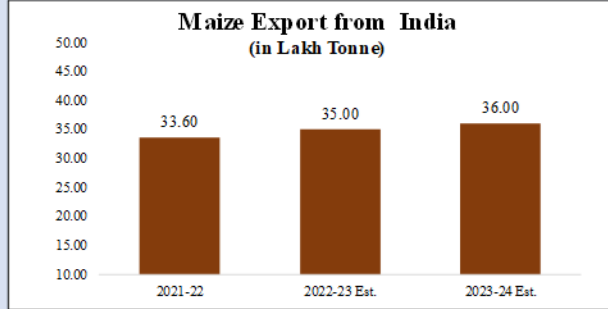
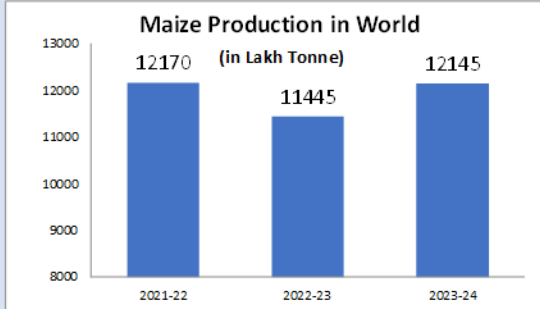
**Project Implementation Unit -Agriculture**

**March 2024**

Market Intelligence and Risk Mitigation Cell

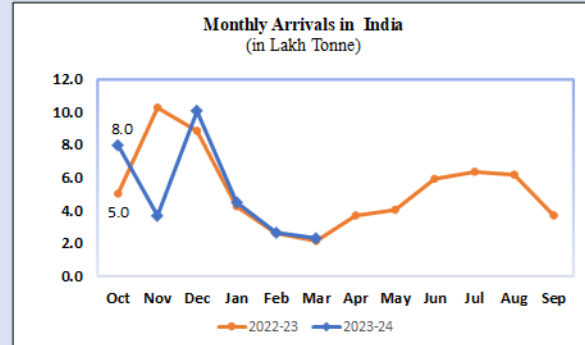
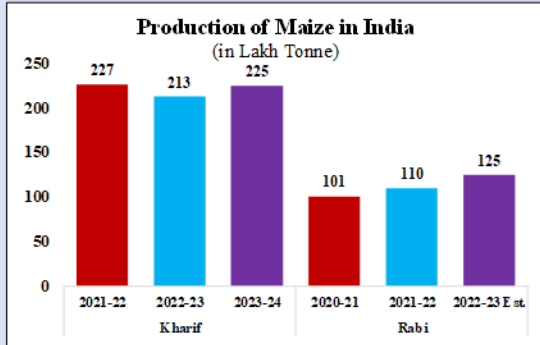
March -2024

**Maize** is one of the most important cereal crops cultivated globally. In India, maize is cultivated throughout the year in most of states for various purposes including grain, feed, fodder, food and industrial products. The maize prices are determined by supply and demand factors in India.



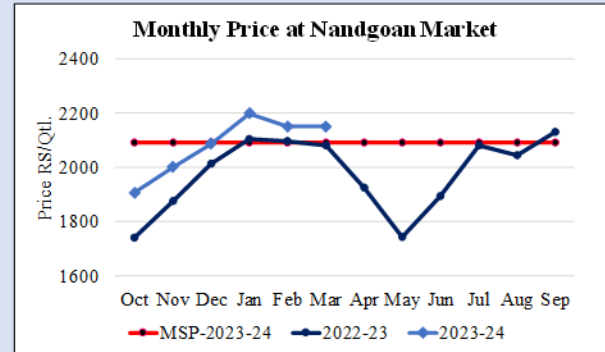
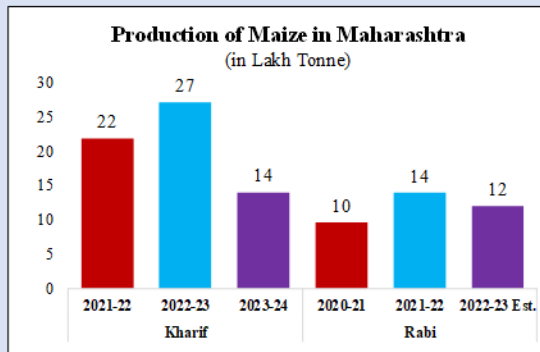
As Per USDA Maize production to increase by 6 percent in 2023-24.

According to the USDA, Maize exports is estimated at 36 lakh



Kharif Maize production is estimated at 224.82 Lakh Metric Tonnes as compared to average production of 213.51 Lakh Metric Tonnes registering an increase of about 11 Lakh Metric Tonnes.

The arrival of maize in the country in October 2023 has increased by 60 percent compared to the previous year October 2022.



In 2022-23, Maize Production is to be higher by around 24 percent in Kharif but due to unfavourable climatic conditions around 14 percent lower in Rabi compare to last year in Maharashtra.

During the Years Three years, the average prices of maize in Nandgon market for the month of April to June was as follows  
 2021- Rs 1571 Qtl.  
 2022- Rs 2152 Qtl.  
 2023- Rs.1853 Qtl.

According to MoA, the current Kharif season in 2023 maize cultivation in India has covered an area of 85.79 lakh ha, an increase of 3.18 hectares (82.62 lakh ha) over the previous year in India.

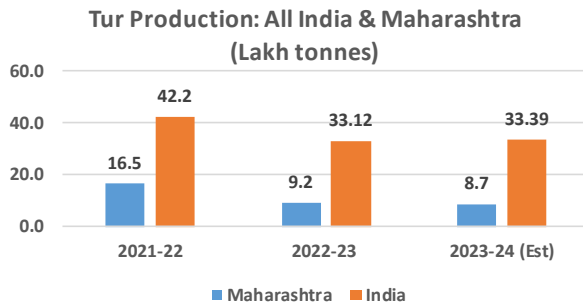
The minimum support price (MSP) of Maize for 2023-24 is. Rs.2090 per qtl.

**Forecast of Maize Price in Nandgon market for April to June 2024 is Rs 2000 to 2400 Qtl.**

Market Intelligence and Risk Mitigation Cell

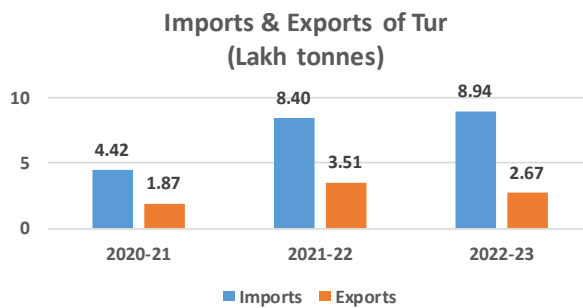
March 2024

**Tur:** India is the largest producer and consumer of Tur in the world. Maharashtra, Karnataka and Uttar Pradesh account for more than 60% production of Tur in India. Tur market is influenced by last year's inventory, imported stocks lying in various ports and current year's production. Government has opened up Tur for export and set restrictions on pulses imports. According to a latest notification by the Directorate General of Foreign Trade (DGFT) the 'free' import policy of tur has been extended up to March 2024.

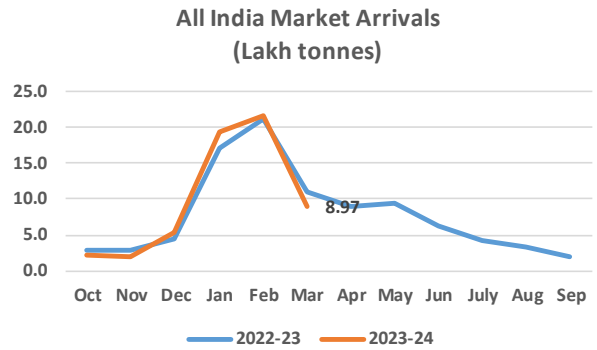


Tur is kharip crop, sown in June-July, harvested in Dec-Jan. According to the latest estimates released by Government of India, the production of Tur in 2023-24 is around 33.39 lakh tonnes, which is slightly equal to the previous year.

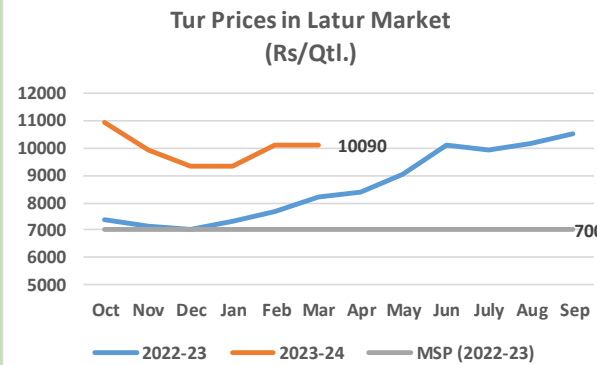
Production in Maharashtra is expected to decrease from 9.2 lakh tonnes in 2022-23 to 8.7 lakh tonnes in the Current year (2023-24).



The Imports of tur have been increased during 2022-23 as compared to the previous year (2021-22), while the export have been decreased during 2022-23 as compared to the previous year (2021-22).



The peak marketing season for Tur is between Dec and April. The arrivals in March (Till 20th March 2024) in the current year (2023-24) are slightly lower than previous year. During March 2024 they are 8.97 lakh tonnes, as compared to 11.1 lakh tonnes in the corresponding period, last year.



Since Dec 2022, the prices of Tur have been increasing; The prices of tur in current year are higher than the prices in the previous year.

The average prices during April-June in last three years were:

- April-June 2021 : Rs. 6,525/quintal
- April-June 2022 : Rs. 6,168/quintal
- April-June 2023 : Rs. 9,180/quintal

The Current prices are above than the Minimum Support Price announced for the kharip season 2023-24 (Rs. 7,000/quintal).

Forecast of Prices for latur Market

April to June 2024: Rs. 8,500 to 10,500/Quintal

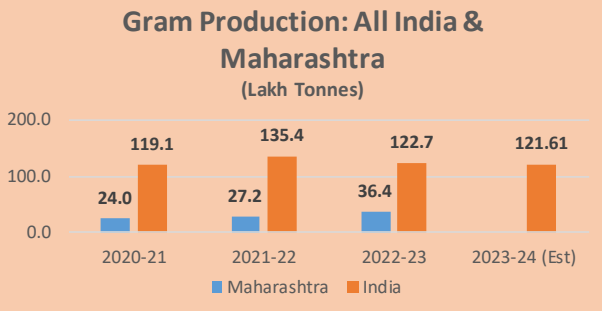
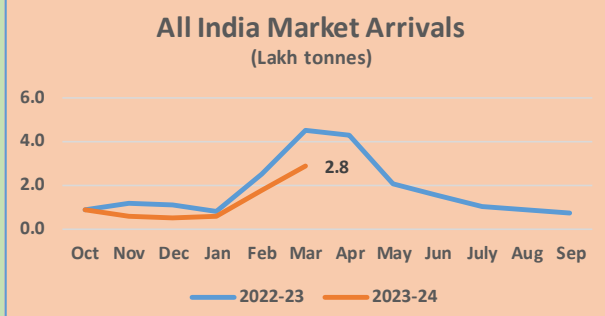
(The forecast is made with the assumption that the imports in the current year will be more than the last years)

This Price forecast is FAQ grade of Tur

Market Intelligence and Risk Mitigation Cell

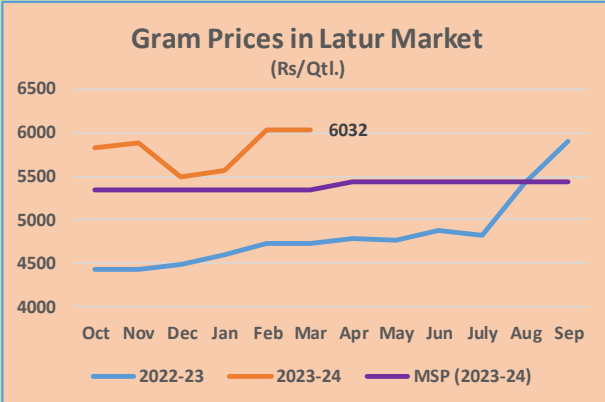
March 2024

**Gram:** Gram (Harbhara) is one of the major rabi pulse crops cultivated and consumed in India. It is also known as Bengal gram. Gram is second most important pulse crop in the world which accounts for about 20% of the world pulses production. Six countries including India, Australia, Turkey, Myanmar, Pakistan and Ethiopia account for about 90% of world gram production. India is the major producing country of gram, contributing for over 70-75% of total production in the world. Gram accounts for about 40 - 50% of total pulses produced in the country. It is consumed in whole, split (Dal) and floor (Besan) forms, all over the country.



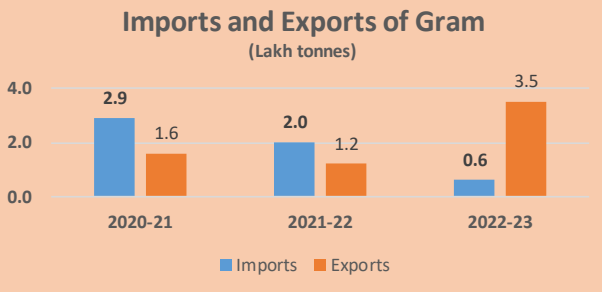
The peak marketing season for Gram is between March and May. The arrivals in March (Till 20th march 2024) in the current year (2023-24) are lower than previous year. During march 2024 they are 2.8 lakh tonnes, as compared to 4.5 lakh tonnes in the corresponding period, last year.

Gram is a Rabi crop, sown in October - November, harvested in March -April. According to latest Advance estimate released by Government of India, the production of Gram in 2023-24 will be around 121.61 lakh tonnes, almost equal to the previous year.



Production in Maharashtra is expected to increase from 27.2 lakh tonnes in 2021-22 to 36.4 lakh tonnes in the Current year (2022-23).

Since October 2022, the prices of Gram have been increasing; after August 2023, they are higher than the Minimum Support Price announced for the current Rabi season (2023-24)



The average prices during April-June in last three years were:  
 April-June 2021 : Rs. 4,844/quintal  
 April-June 2022 : Rs. 4,525/quintal  
 April-June 2023 : Rs. 4,810/quintal

The Export of gram have been increased during 2022-23 as compared to the previous year (2021 -22), while the import have been decreased during 2022-23 as compared to the previous year (2021 -22).

The Minimum Support Price announced for the current Rabi season (Rs. 5,440/Quintal).

**Forecast of Prices for Latur Market**

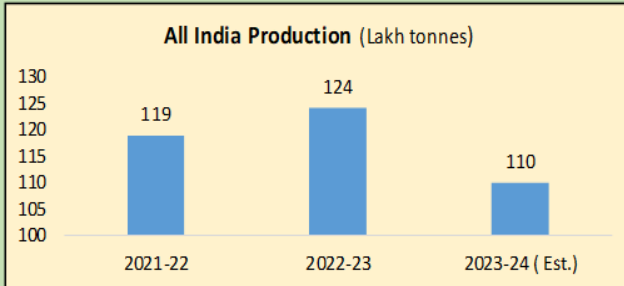
**April to June 2024: Rs. 5,200 to 5,800/Quintal**

This Price forecast is FAQ grade of Gram

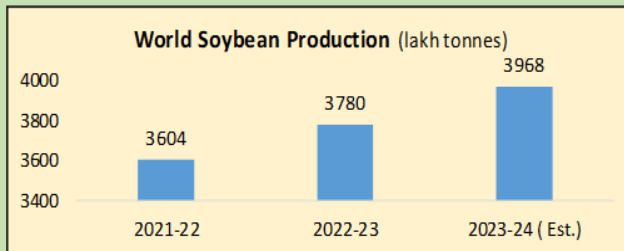
Market Intelligence and Risk Mitigation Cell

March 2024

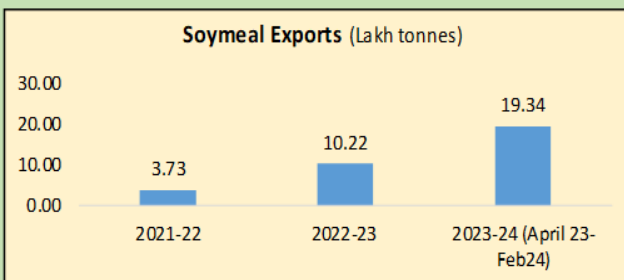
**Soybean:** Soybean is an important international oilseed crop and also commonly known as 'Golden bean'. The processed soybean is the major source of protein. The prices of soybean are primarily determined by supply and demand factors not only in India but also in major producing and consuming countries of the world.



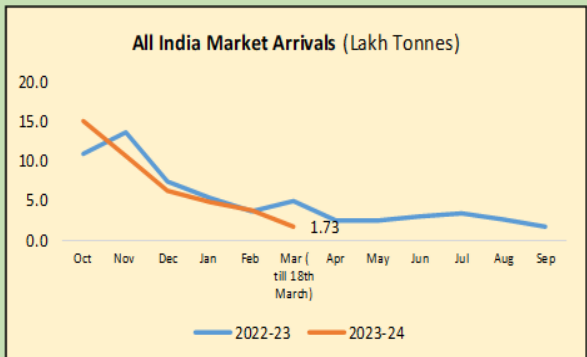
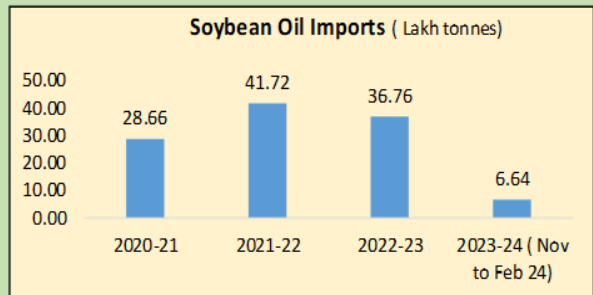
As per the USDA report, Indian soybean production is projected 110 lakh tonnes for MY 2023-24, which is 11% less than previous year.



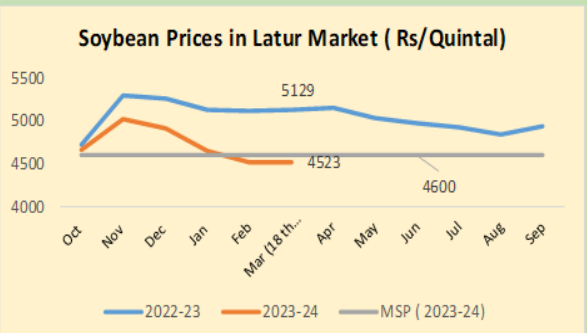
World soybean production is estimated 3968 lakh tonnes for MY 2023-24. Which is 4.97 % higher than previous year (3780 lakh tonnes MY-2022-23). ( Source: USDA, WASDE, Jan. 2024)



India's Soymeal exports has been increased in FY 2023-24, than the previous year. Current financial year (April 23 to Feb 24), India exported 19.34 lakh tonnes of soymeal. In the case of soybean oil imports, India imported soybean oil 6.64 lakh tonnes during Nov 23 to Feb 24 . ( Source : SEA report, Feb 2024).



The monthly market arrivals of soybean in 2023-24 has been lower than the previous year in November 2023 onwards.



The prices of soybean in current year are lower than the previous year. The average prices of soybean for the month of April to June during last three years were:

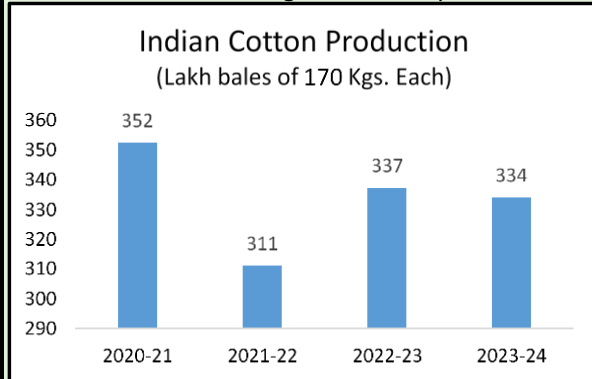
- April to June 2021: Rs.7079 / qtl.
- April to June 2022: Rs. 6930/ qtl.
- April to June 2023: Rs.5056/ qtl.

**Forecast of Prices for Latur Market**  
**April to June 2024 : Rs. 4500 to 5100 per quintal**

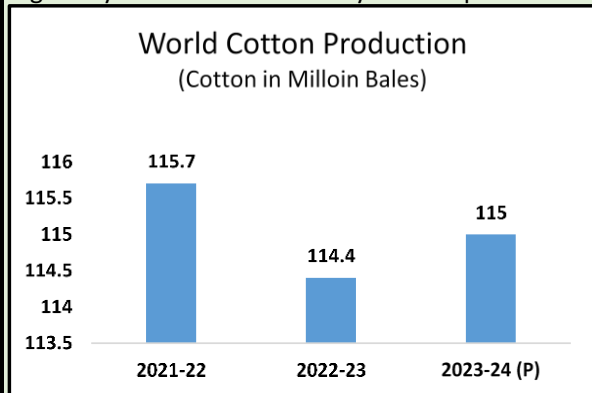
This price forecast is for FAQ grade soybean.

### Cotton

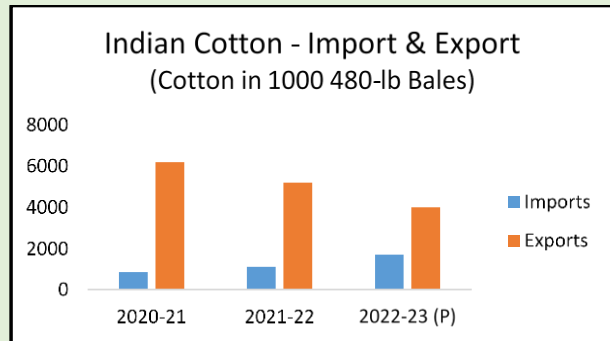
Cotton is one of the most important commercial crop cultivated in India which is known as 'White-Gold'. Globally India is the major producing country of cotton followed by China and U.S.A. It accounts around 25% of the total global cotton production.



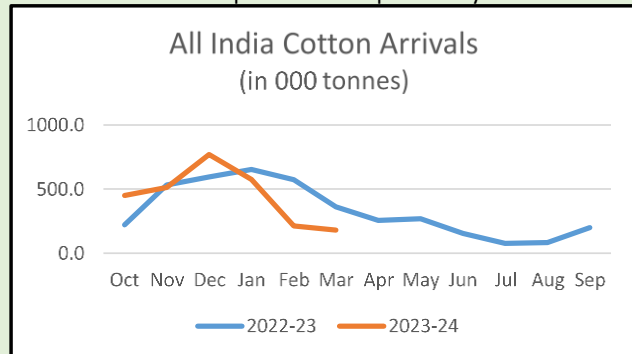
After dropping to a 14-year low production last year, India's cotton crop is projected at 337 lakh bales higher by 26 lakh bales on last year's crop size.



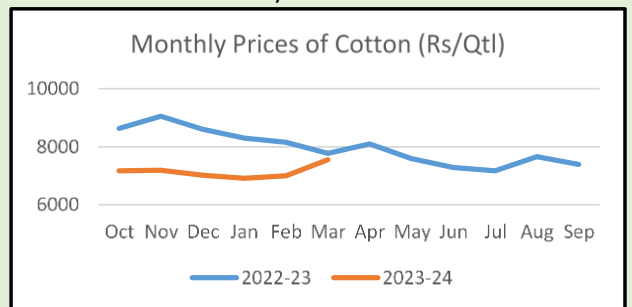
World cotton production in 2023-24 is expected to rise marginally from the year before (up 0.5 percent or 600,000 bales) to 115.0 million bales as larger expected crops in the United States and Pakistan offset projected declines in China and Turkey. (Source: USDA –Cotton Outlook)



In case of national Import & Export, 55 % increase in import and 23 % decrease in export has been estimated during the 2022-23 than the previous year. Same trend has been occurred at global level with 3.84 % increase in import and 1.81 % decrease in export than the previous year.



In the month of march market arrivals of cottons seems to be almost same as the last year .



The prices of cotton in Akola market are above the Minimum Support Price (MSP).

Last three years April-June qtr. Prices were as follows  
 April to June 2021 – Rs. 6,824 per qtl.  
 April to June 2022 – Rs. 11,618 per qtl.  
 April to June 2023 – Rs. 7,983 per qtl.

**Forecast of Cotton Prices for the Month of April to June 2024 is Rs. 7,500 to 9,000/- Qtl.**

*Disclaimer – The purpose of this report is to analyze the existing market situation and estimate the price trends in future. The forecasts are subject to change due to changes in international prices, Climate factors, Economic Factors and Government policies. Thus, actual market prices may be different than the forecasted prices. Hence readers are required to use caution while using these forecasts.*

For further information

**Market Intelligence & Risk Mitigation Cell  
PIU-Agriculture**

**Hon. Balasaheb Thackeray Agribusiness and Rural  
Transformation Project (SMART)**

Sheti Mahamandal Bhavan, 270 Bhamburda, Senapati Bapat Road, Pune - 411016.

Tel.: 020- 25656577, Toll Free-1800 210 1770, E-mail: [mirmc.smart@gmail.com](mailto:mirmc.smart@gmail.com)

Website – <https://www.smart-mh.org>